

2014 Annual Report

Recycling & Waste Reduction District of Porter County

April 30, 2015
Authored by: Therese Davis

2014 Annual Report

Recycling & Waste Reduction District of Porter County

Introduction

The Recycling & Waste Reduction District of Porter County works to promote environmental stewardship among individuals and businesses through education programs, voluntary waste reduction services and other outreach programs. The basis for providing these services and outreach programs is rooted in our Mission and Value Statements.

Mission Statement

The Recycling & Waste Reduction District of Porter County is an agency dedicated to improving the environment and quality of life by providing services and educational programs which help residents reduce, reuse, and recycle.

Vision Statement

Every person in Porter County engages in an effective waste reduction lifestyle.

While measurement procedures regarding the effectiveness of waste reduction and recycling efforts at the local and state level are still being defined, the District has measurements as well as anecdotal evidence that its services and programs are successful. The continuous growth in use of district services along with the increasing diversion rates recorded among our municipal partners provide a sound basis for sustaining District services and outreach programs.

The *2014 Annual Report* provides measurements regarding the direct use and effectiveness of District services during the 2010 to 2014 five year period.

2014 Annual Report

Recycling & Waste Reduction District of Porter County

Administrative Information

Recycling & Waste Reduction District of Porter County
aka Porter County Solid Waste Management District
155 Indiana Avenue
Suite 314
Valparaiso, IN 46383
Phone: (219) 465-3694
Fax: (219) 465-3696
www.itmeanstheworld.org

Current Executive Director

Title	Name	Representing	Address	Phone
Executive Director	Therese Davis	Administration	1804 Crimson Drive, Valparaiso, IN 46383	(219) 405-9765

Current Board of Directors

Title	Name	Representing	Address	Phone/email
Chair	Sue Lynch	Portage City Council	2647 Vivian Portage, IN 46368	(219) 763-9935
Vice-Chair	Karen Conover	Porter County Council	3711 Westbridge Dr. Valparaiso, IN 46383	(219) 477-4247
	Laura Blaney	Porter County Commissioner	155 Indiana Avenue Valparaiso, IN 46383	(219) 465-3349
	John Evans	Porter County Commissioner	155 Indiana Avenue Valparaiso, IN 46383	(219) 465-3361
	Jeff Good	Porter County Commissioner	155 Indiana Avenue Valparaiso, IN 46383	(219) 465-3354
	Jim Murphy	Kouts Town Council	710 W. Elizabeth Kouts, IN 46347	(219) 766-2269
	James Snyder	Mayor of Portage	6070 Central Avenue Portage, IN 46368	(219) 762-5425

2014 Annual Report

Recycling & Waste Reduction District of Porter County

Current Citizens Advisory Committee

Title	Name	Representing	Address	Phone
Chair	Duane Davison	Citizen and Environmentalist	701 Elmhurst Ave. Valparaiso, IN 46385	(219) 464-0940
Vice-Chair	Walt Brietinger	Citizen and Environmentalist	255 Park Avenue Valparaiso, IN 46383	(219) 462-5821
	Jeanette Hicks	Environmental Engineering	601 Franklin, Ste. 407 Michigan City, IN 46360	(219) 872-4444
	Kathy Matthew	Citizen and Education	3226 Sylvania Portage, IN 46368	(219) 508-9738
	Dave Peeler	Citizen and Local Government	107 Tulip Court Hebron, IN 46341	(219) 508-4327
	Neil Samahon	Recycling and Solid Waste	79 Brookview Lane Valparaiso, IN 46385	(219) 922-1830
	VACANT			

Current Legal Counsel

Title	Name	Representing	Address	Phone
Legal Counsel	Clay Patton	Osan & Patton, LLP	55 S. Franklin Street Valparaiso, IN 46383	(219) 462-0597

2014 Annual Report

Recycling & Waste Reduction District of Porter County

Demographics

STATS Indiana is the statistical data utility for the State of Indiana, developed and maintained since 1985 by the Indiana Business Research Center (IBRC) at Indiana University's Kelley School of Business. IBRC collects and compiles data from its own research as well as data from the U.S. Census Bureau and a variety of State agencies. The following tables contain demographic information for the District (Porter County) as provided by the STATS Indiana web site, <http://www.stats.indiana.edu/>. Tables 1 and 2 provide information on the current estimated overall population as well as the breakdown per municipality of urban population versus unincorporated.

Table 1

Population Over Time	Number	Rank in State	Percent of State	Indiana
Yesterday (2010)	164,343	9	2.50%	6,483,797
Today (2014)	167,076	9	2.50%	6,556,855
Tomorrow (2020 projection)*	179,751	10	2.60%	6,852,121
Percent Change 2010 to Today	1.70%	19		1.70%

*Projection based on 2010 Census counts.

Sources: U.S. Census Bureau; Indiana Business Research Center

Table 2

Largest Cities and Towns in Porter County	Population	Pct of County
Beverly Shores	610	0.40%
Burns Harbor	1,571	0.90%
Chesterton	13,403	8.00%
Dune Acres	186	0.10%
Hebron	3,713	2.20%
Kouts	1,949	1.20%
Ogden Dunes	1,114	0.70%
Portage	36,760	22.00%
Porter	4,881	2.90%
Town of Pines	705	0.40%
Valparaiso	32,369	19.40%
Total Population = Urban/Incorporated	97,261	58%
Total Population = Suburban/Unincorporated	69,815	42%

2014 Annual Report

Recycling & Waste Reduction District of Porter County

Finances - Cash Flow

General Fund

The District's main source of revenue remains the user fee as reflected in the 2014 General Fund Cash Flow on Page 6. This fee, often referred to as the "solid waste fee" or "recycling fee," has been billed annually to individual dwelling units including homes, mobile homes, and multiplex homes such as duplexes on up to apartments. The Porter County property tax bill has been the mechanism of billing and collecting the fee since its inception in 1996. The historical amounts of the user fee annual assessment are:

- 1997 - 2005: \$8.50/homes in municipalities and \$10/homes in unincorporated areas
- 2006 - 2011: \$13/all dwelling units
- 2012 - 2014: \$15/all dwelling units

The \$15/dwelling unit assessment generates an average revenue stream of ≈\$985,000 per year.

The main stalwarts of District services collectively account for 60% of annual General Fund expenditures. Education, composting services, drop-off recycling and household hazardous waste are the most visible and highly used of District services. Administration costs are approximately one third of General Fund expenditures. Equipment maintenance, Earth Day expenditures and costs related to electronics recycling, tire recycling and voluntary road side clean up account for fewer than 10% of annual expenses.

Non-Reverting Capital Fund

Main funding for the Non-Reverting Capital Fund is strictly a transfer of funds from the General Fund. The 2014 Non-Reverting Capital Fund Cash Flow can be found on Page 7. The main expenditure from this fund is lease payments for equipment including a final payment on the compost turner.

Donation Fund

The Donation Fund receives its revenue from sponsorship donations and booth space rental for the annual Earth Day event. This revenue stream is specifically earmarked for Earth Day purchases. The 2014 Donation Fund Cash Flow can be found on Page 7.

Rainy Day Fund

The Rainy Day Fund was established as an emergency fund. There has been no activity in this fund for several years. The 2014 Rainy Day Fund Cash Flow can be found on Page 8.

Cumulative

The 2014 Cumulative Cash Flow can be found on Page 8. Overall, the District's cash position grew by \$30,914.69 in 2014.

2014 Annual Report

Recycling & Waste Reduction District of Porter County

Cash Flow		
General Fund		
Recycling & Waste Reduction District of Porter County		
2014		
Cash at 1/1/2014		\$ 769,736.59
Disbursements		
Salaries & Wages	274,317.99	
Other Personal Services	263.79	
Employee Benefits	<u>170,652.98</u>	
Total Personal Services		445,234.76
Office Supplies	3,450.96	
Operating Supplies	16,546.95	
Repair & Maintenance Supplies	1,152.24	
Other Supplies	<u>8,248.61</u>	
Total Supplies		29,398.76
Professional Services	9,000.00	
Communication & Transportation	5,661.05	
Printing & Advertising	19,402.57	
Insurance	13,481.00	
Utility Services	3,694.43	
Repairs & Maintenance	8,036.65	
Other Services & Charges	<u>395,712.48</u>	
Total Services & Charges		454,988.18
Machinery, Equipment & Vehicles	<u>15,351.95</u>	
Total Capital Outlays		15,351.95
Transfers Out to Non-Reverting Fund	<u>40,000.00</u>	
Total Other Disbursements		40,000.00
Total Disbursements		984,973.65
Revenue		
Interest	2,843.62	
Refunds & Reimbursements	645.00	
Solid Waste User Fee	982,403.90	
Loan Advance	12,400.00	
Other	638.72	
Education Fees	1,349.55	
Compost Site Tipping Fees	11,926.50	
Recycling Rebates	542.92	
Tire Fees	<u>507.00</u>	
Total Revenue		1,013,257.21
Cash at 12/31/2014		\$ 798,020.15

2014 Annual Report

Recycling & Waste Reduction District of Porter County

Cash Flow		
Non-Reverting Capital Fund		
Recycling & Waste Reduction District of Porter County		
2014		
Cash at 1/1/2014		\$ 38,078.05
Disbursements		
Other Supplies	97.28	
Total Supplies		97.28
Repairs & Maintenance	2,700.00	
Total Services & Charges		2,700.00
Machinery, Equipment & Vehicles	38,425.71	
Total Capital Outlays		38,425.71
Total Disbursements		41,222.99
Revenue		
Interest	52.26	
Refunds & Reimbursements	3,718.41	
Transfer in From General Fund	40,000.00	
Total Revenue		43,770.67
Cash at 12/31/2014		\$ 40,625.73

Cash Flow		
Donation Fund		
Recycling & Waste Reduction District of Porter County		
2014		
Cash at 1/1/2014		\$ 915.99
Disbursements		
Other Supplies	88.05	
Total Supplies		88.05
Printing & Advertising	5,785.87	
Other Services & Charges	13,080.72	
Total Services & Charges		18,866.59
Total Disbursements		18,954.64
Revenue		
Donations, Gifts & Bequests	19,038.09	
Total Revenue		19,038.09
Cash at 12/31/2014		\$ 999.44

2014 Annual Report

Recycling & Waste Reduction District of Porter County

Cash Flow	
Rainy Day Fund	
Recycling & Waste Reduction District of Porter County	
2014	
<i>Cash at 1/1/2014</i>	\$ 9,865.13
<i>Disbursements</i>	
<i>Total Disbursements</i>	0.00
<i>Revenue</i>	
<i>Total Revenue</i>	0.00
<i>Cash at 12/31/2014</i>	<u>\$ 9,865.13</u>

Cash Flow	
Cumulative - All Funds	
Recycling & Waste Reduction District of Porter County	
2014	
<i>Cash at 1/1/2014</i>	\$ 818,595.76
<i>Total Disbursements</i>	
<i>Total Disbursements</i>	1,045,151.28
<i>Total Revenue</i>	
<i>Total Revenue</i>	<u>1,076,065.97</u>
<i>Cash at 12/31/2014</i>	<u>\$ 849,510.45</u>

2014 Annual Report

Recycling & Waste Reduction District of Porter County

Service and Program Results

Education

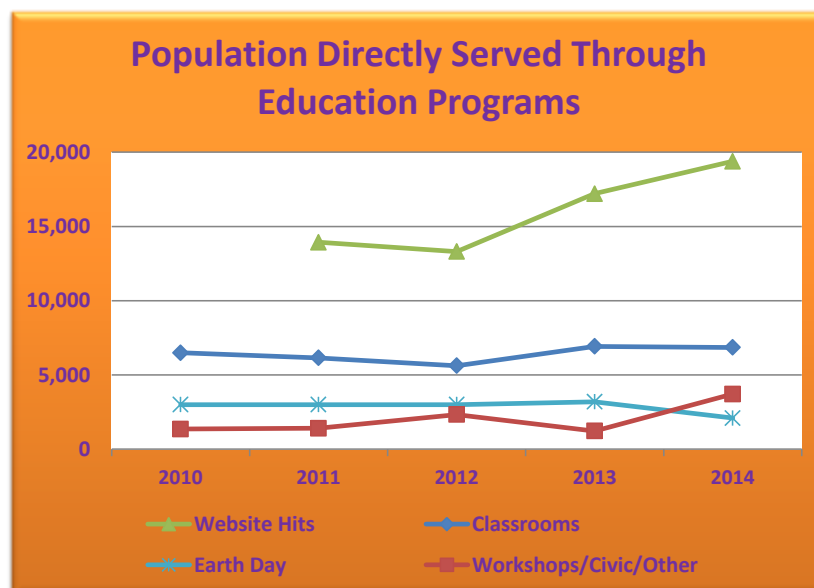
The District provides free high quality, interactive education programs that meet Indiana State Academic standards to Porter County schools, grades K-12. Over eleven (11) different classroom programs are available for teachers to request. *Master Recyclers*, a comprehensive adult education program, which provides students with a detailed view of how waste of all types is managed in Porter County, is the District's newest educational component.

Education efforts by the District extend beyond the classroom through the following:

- Programs and presentations are provided to after school programs as well as adult and civic groups.
- District educators participate with county and municipal parks departments by serving as guest presenters at summer camp programs.
- A comprehensive website and social media outreach as well as regular e-newsletters, both to general public and to educators, are integral components of the District's education efforts.
- Press releases, paid advertisements and printed brochures and flyers all serve as tools in the District's education toolkit.

Chart 1 provides a review of the extent of the District's education efforts. The number of Earth Day visitors has remained somewhat consistent over the five year period while there has been growth in adult outreach and substantial growth in website hit activity. The number of children reached through classroom presentations has peaked with the limitation of only one full time classroom educator. Additionally, the District has had to refuse presentation requests due to limited education personnel. Hiring a part time educator would fill this gap.

Chart 1



2014 Annual Report

Recycling & Waste Reduction District of Porter County

Composting



Windrows of compost at the Valparaiso Compost Site.

The District is the registrant of record with the Indiana Department of Environmental Management for three compost sites in Porter County; Boone Grove, Chesterton and Valparaiso.

The Boone Grove site is wholly owned and operated by the District and is open for public access to drop off organic waste as well as take away finished compost or wood chips. Residents can also drop off electronics for recycling at this site. District personnel monitor and record public access to the site, manage and prepare material for composting and grinding, and use the District owned compost turner and tractor to conduct the composting process.

The Chesterton site is owned by the town, which is responsible for the overall management of the site while District personnel use the District owned compost turner and tractor to conduct the composting process. The Chesterton site is closed to public access.

The Valparaiso site is also a publicly accessible site where residents drop off organic waste and electronics as well as take away finished compost or wood chips. The site is owned by the city which is responsible for the overall management of the site, however, the city and District partner together regarding the management of composting operations; District personnel monitor and record public access to the site, city personnel help manage and prepare material for composting and grinding, District personnel use the District owned compost turner and tractor to conduct the composting process, and city personnel load finished product onto trucks and trailers.

The District serves as an advisor and conducts the actual composting of material at both the Portage and Town of the Pines compost sites. These sites are registered, owned and managed by the respective communities. Neither is open for public access.

Ogden Dunes also has a registered compost site which they own and manage which is restricted to town use only. The District serves only as an advisor at the Ogden Dunes site.

Grinding of wood waste at the compost sites is contracted out to a third party. The District is responsible for financing the grinding of wood waste deposited by the general public at the Boone Grove site as well the pro rata share of such at the Valparaiso compost site; Valparaiso finances the grinding for the balance of wood waste taken to its site by various city departments and services. Chesterton and Portage are responsible for financing grinding at their respective sites. The cost to have an outside contractor grind wood waste continues to grow, both for the District and municipalities.

Table 3 shows the volume of the various materials accepted at the District registered compost sites for the last five years. Chart 2 tracks the volume of users at the publicly accessible sites of Boone Grove and Valparaiso.

2014 Annual Report

Recycling & Waste Reduction District of Porter County

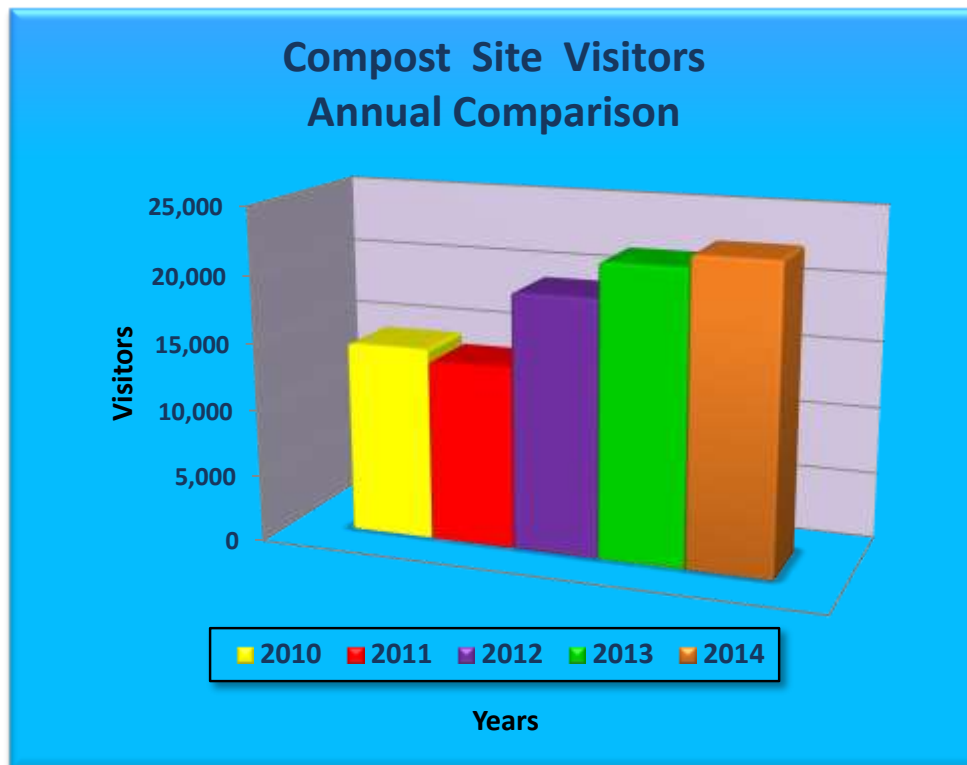
Table 3

Compost Site Activity

Boone Grove, Chesterton, Valparaiso
2010 through 2014

	Leaves - Loose	Leaves - Compact	Brush	Grass	Logs	Mixed Yard Waste	Christmas Trees	Other	Total Cubic Yards
2010	6,818	9,000	36,343	1,309	720	2,574	0	533	57,297
2011	5,085	14,372	44,986	2,049	963	2,144	693	486	70,778
2012	4,007	13,160	38,308	1,551	552	1,902	70	495	60,045
2013	5,175	12,706	34,339	1,972	603	2,313	57	742	57,907
2014	6,606	7,939	32,606	2,328	870	2,611	402	220	53,582

Chart 2



2014 Annual Report

Recycling & Waste Reduction District of Porter County

Drop-Off Recycling

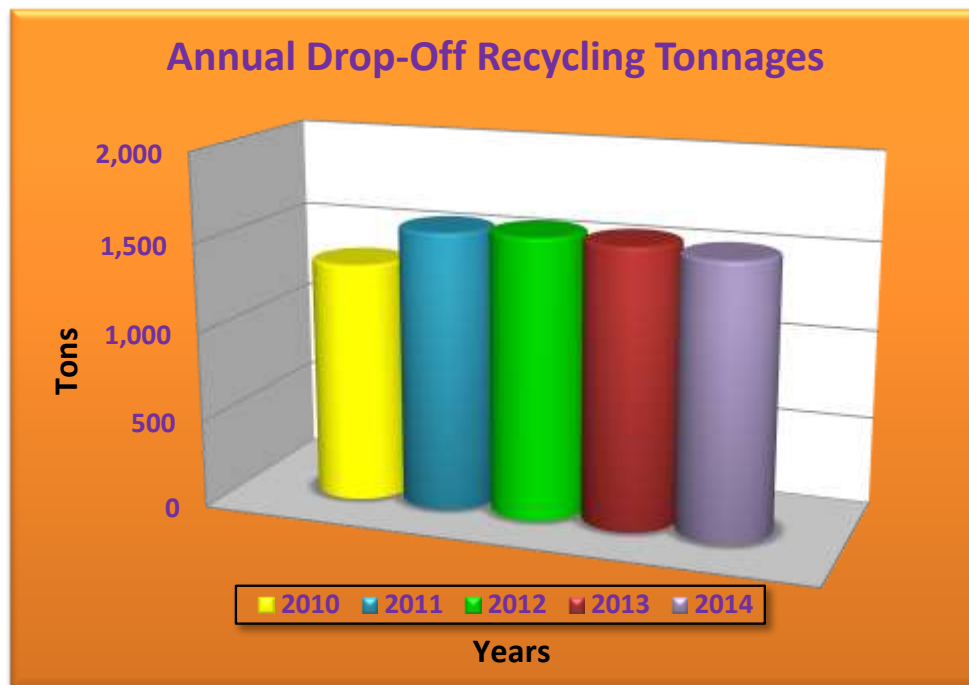
The District sponsors seven (7) drop-off recycling sites located in Boone Grove, Burns Harbor, Chesterton, Hebron, Kouts, Portage and Valparaiso which accept typical household recyclables; glass bottles, plastic bottles and containers, metal and aluminum cans, cardboard and household paper such as junk mail, newspaper, and magazines.

These sites are located in high traffic areas and placed so that all Porter County residents can find a recycling site within a 10 mile radius.

Chart 3 shows the continued increase in volume of material collected from the drop-off recycling sites.

There are two different types of containers in use at each site; multiple front load containers for fiber/paper collection along with one or two large 30 yard roll off containers for the collection of all other materials. The District owns the large roll off containers, ten in all for rotation. Eight of these containers are 20 years old and need to be rotated out for new stock. They have been repaired and patched over the years but are beyond being salvageable.

Chart 3



2014 Annual Report

Recycling & Waste Reduction District of Porter County

Household Hazardous Waste

Three household hazardous waste (HHW) collection events were held in 2014. These mobile, one-day collections are financed by the District and provided by the Lake Michigan District Household Waste Program which is a cooperative agreement between our district and the Lake County and LaPorte County Solid Waste Districts. Materials received at these collections include leftover household chemicals and substances which are labeled or classified as corrosive, toxic, ignitable or reactive. Some of the HHW is recycled while the rest is properly managed and disposed in an environmentally responsible manner.



Residents bringing hazardous material to a local HHW collection.

As Chart 4 and Chart 5 indicate, the number of participants as well as the volume of HHW brought to these collections has increased. For example, there were four (4) HHW collections in 2013 which saw 2315 participants bring in an average of 100 pounds of HHW per car. In 2014, with only three (3) collections, 2059 participants brought in an average of 99 pounds of HHW per car. Heightened education about the environmental detriments of improperly disposed of HHW, along with improved advertising of collections, are leading causes of this increase.

Additionally, trained personnel and chemists must go through a specific handling process when accepting HHW from participants. Their process is efficient and usually takes 1 – 2 minutes to service most participants, however, when there are over 100 cars lined up for service prior to the start of each event, it can take quite some time to move participants through. It is advisable to consider adding more collections to reduce wait times as well as fuel wasted by cars waiting in line.

Chart 4

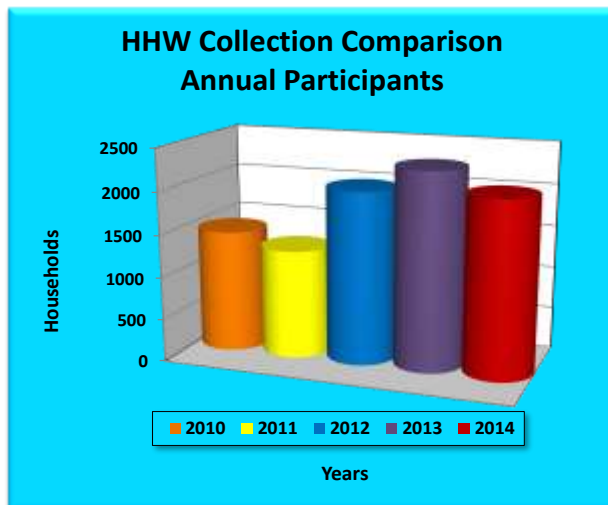
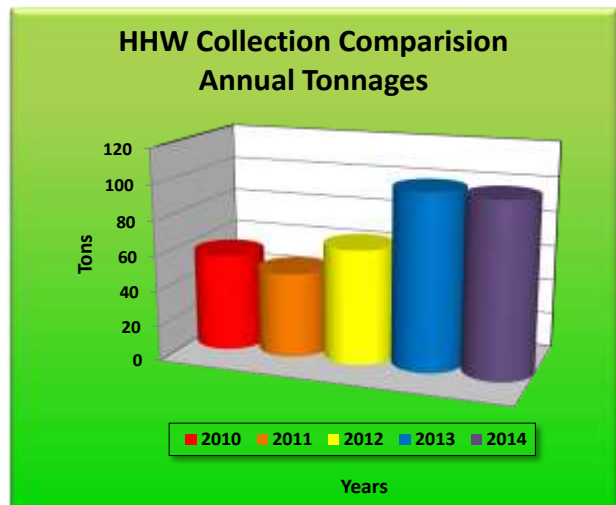


Chart 5



2014 Annual Report

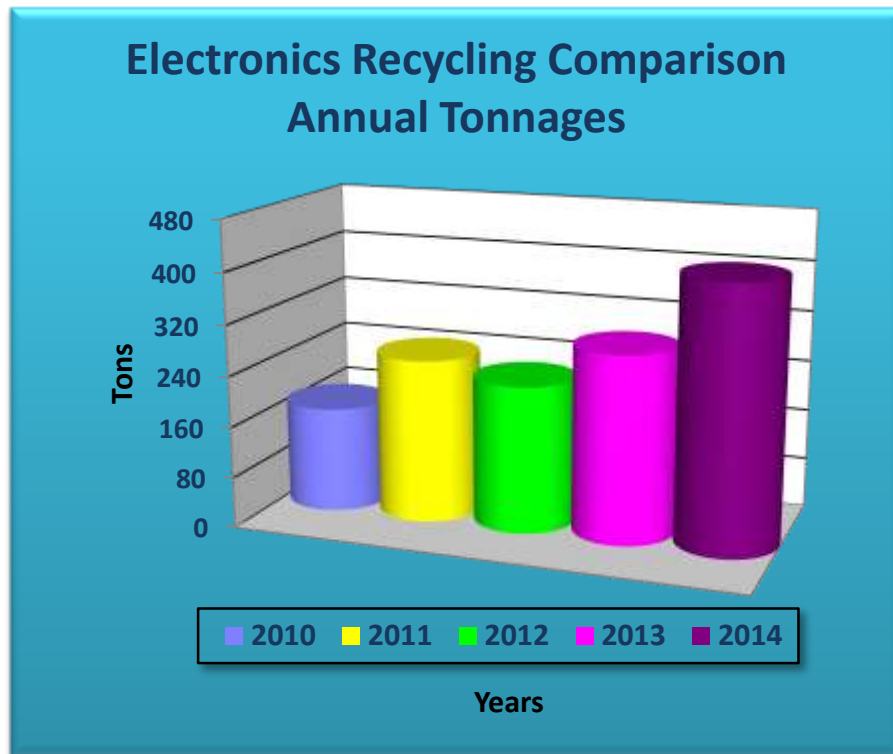
Recycling & Waste Reduction District of Porter County

Electronic Waste Recycling

The District manages an electronic waste, or e-waste, collection program in Porter County. E-waste is accepted at four (4) locations in Porter County: Boone Grove and Valparaiso compost sites, Portage Street Department, and Porter Public Works Facility. The municipalities of Portage and Valparaiso provide curbside collection of electronic waste from residents which is then added to the District's e-waste stream. The e-waste is collected in bulk and shipped to an IDEM registered e-waste recycler located in Indianapolis.

Chart 6 shows the five year history of total tons of e-waste collected for recycling.

Chart 6



2014 Annual Report

Recycling & Waste Reduction District of Porter County



Residents take advantage of the opportunity to recycle tires at the One Stop Drop event.

Tires and Appliances

Each year, the District sponsors a recycling and collection event that assists Porter County residents with the proper disposal and recycling of problem wastes. The District holds a *One Stop Drop* collection annually in May where not only is HHW collected, but also electronics, appliances, and tires. Although these problem wastes are collected individually at other events or locations, the District provides this one stop convenience to serve residents during the typical “spring cleaning” season. All HHW and e-waste volumes collected at the 2014 *One Stop Drop* collection are reported in the respective sections earlier in this report.

Chart 7 and Chart 8 track the volume of tires and

appliances collected over the last five years.

While the *One Stop Drop* collection is provided as a convenience for Porter County residents, electronics, appliances and tires can be properly and conveniently disposed of all year round through a variety of outlets. Collecting these additional commodities at this special event is a contributing factor in the extremely long wait times at this collection. Consideration should be given to either have a separate special collection for these materials or eliminate their collection altogether.

Chart 7

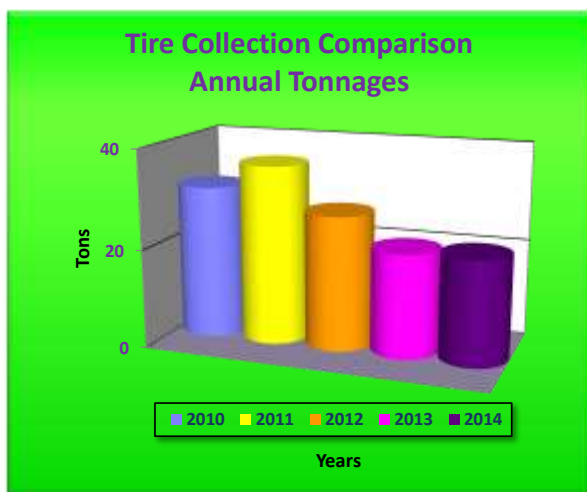
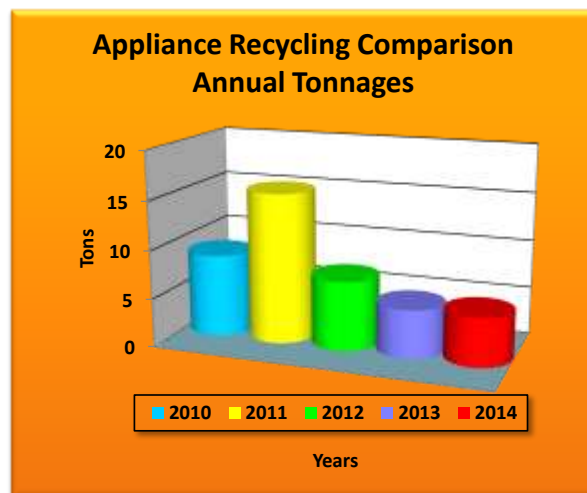


Chart 8



2014 Annual Report

Recycling & Waste Reduction District of Porter County

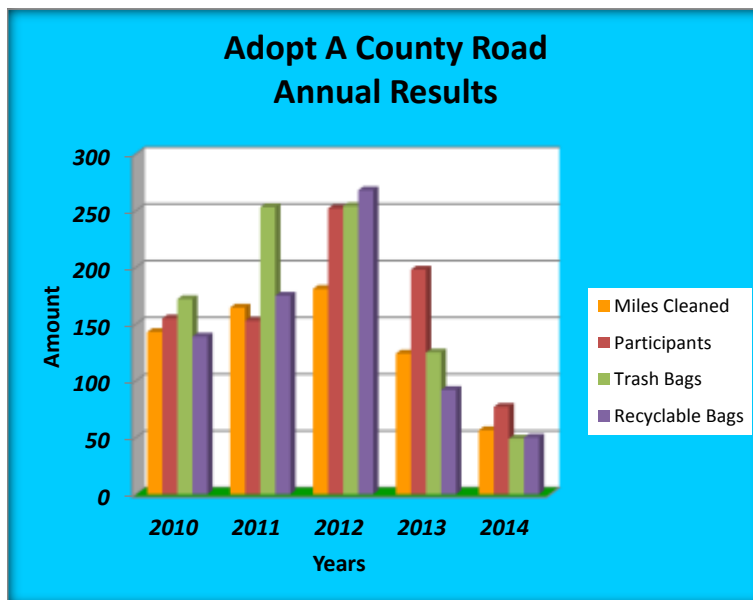
Adopt-A-County Road, Event Recycling Container Loan Program, Rain Barrels

The District sponsors these programs which provide citizens with hands on waste reduction efforts in their neighborhoods as well as in their own backyards.

Adopt-A-County Road is a roadside cleanup program which enlists volunteers pick up trash and recyclables from roads in unincorporated Porter County. Over 20 groups of volunteers made up of families, neighbors, church and school groups, as well as civic organizations commit to clean 2 mile stretches of county roads. Additionally, individuals who must perform community service, as assigned by Porter County Courts, clean roads under the supervision of Porter County Sheriff Department Reserve Officers or District personnel. The District supplies the safety gear and bags to the groups and the collects the bags of trash and recyclables after each clean up. These supplies are funded by the Porter County Board of Commissioners.

Road clean up opportunities were hindered in 2014 due to a large amount of rainfall during regularly scheduled clean up dates. Chart 9 shows the program levels over the last five years

Chart 9



Event Recycling Container Loan Program loans recycling containers to citizens for use at special events such as graduations, community celebrations, fairs and festivals. These containers expand recycling opportunities at public and private events without an additional cost to event organizers. Each year dozens of event organizers, including the Porter County Fair and the Valparaiso Popcorn Fest, collectively “check out” over 250 containers to ensure recycling at their events.

Rain Barrels are sold at cost through a partnership with the District, Porter County Parks and Recreation and the Porter County MS4 Program. Citizens can purchase rain barrels on line and choose either home delivery or pick up at seasonal events. This program gets over 100 rain barrels into the community each year.