

2015 Annual Report

Recycling & Waste Reduction District of Porter County

April 30, 2016
Authored by: Therese Davis

2015 Annual Report

Recycling & Waste Reduction District of Porter County

Introduction

The Recycling & Waste Reduction District of Porter County works to promote environmental stewardship among individuals and businesses through education programs, voluntary waste reduction services and other outreach programs. The basis for providing these services and outreach programs is rooted in our Mission and Value Statements.

Mission Statement

The Recycling & Waste Reduction District of Porter County is an agency dedicated to improving the environment and quality of life by providing services and educational programs which help residents reduce, reuse, and recycle.

Vision Statement

Every person in Porter County engages in an effective waste reduction lifestyle.

While measurement procedures regarding the effectiveness of waste reduction and recycling efforts at the local and state level are still being defined, the District has measurements as well as anecdotal evidence that its services and programs are successful. The continuous growth in use of district services along with the increasing diversion rates recorded among our municipal partners provide a sound basis for sustaining District services and outreach programs.

The *2015 Annual Report* provides measurements regarding the direct use and effectiveness of District services during the 2011 to 2015 five year period.

2015 Annual Report

Recycling & Waste Reduction District of Porter County

Administrative Information

Recycling & Waste Reduction District of Porter County
aka Porter County Solid Waste Management District
155 Indiana Avenue
Suite 314
Valparaiso, IN 46383
Phone: (219) 465-3694
Fax: (219) 465-3696
www.itmeanstheworld.org

Current Executive Director

Title	Name	Representing	Address	Phone
Executive Director	Therese Davis	Administration	1804 Crimson Drive, Valparaiso, IN 46383	(219) 405-9765

Current Board of Directors

Title	Name	Representing	Address	Phone/email
Chair	Sue Lynch	Portage City Council	2647 Vivian Portage, IN 46368	(219) 763-9935
Vice-Chair	Karen Conover	Porter County Council	3711 Westbridge Dr. Valparaiso, IN 46383	(219) 477-4247
	Laura Blaney	Porter County Commissioner	155 Indiana Avenue Valparaiso, IN 46383	(219) 465-3349
	John Evans	Porter County Commissioner	155 Indiana Avenue Valparaiso, IN 46383	(219) 465-3361
	Jeff Good	Porter County Commissioner	155 Indiana Avenue Valparaiso, IN 46383	(219) 465-3354
	Jim Murphy	Kouts Town Council	710 W. Elizabeth Kouts, IN 46347	(219) 766-2269
	James Snyder	Mayor of Portage	6070 Central Avenue Portage, IN 46368	(219) 762-5425

2015 Annual Report

Recycling & Waste Reduction District of Porter County

Current Citizens Advisory Committee

Title	Name	Representing	Address	Phone
Chair	Duane Davison	Citizen and Environmentalist	701 Elmhurst Ave. Valparaiso, IN 46385	(219) 464-0940
Vice-Chair	Walt Brietinger	Citizen and Environmentalist	255 Park Avenue Valparaiso, IN 46383	(219) 462-5821
	Jeanette Hicks	Environmental Engineering	601 Franklin, Ste. 407 Michigan City, IN 46360	(219) 872-4444
	Kathy Matthew	Citizen and Education	3226 Sylvania Portage, IN 46368	(219) 508-9738
	Dave Peeler	Citizen and Local Government	107 Tulip Court Hebron, IN 46341	(219) 508-4327
	Neil Samahon	Recycling and Solid Waste	79 Brookview Lane Valparaiso, IN 46385	(219) 922-1830
	VACANT			

Current Legal Counsel

Title	Name	Representing	Address	Phone
Legal Counsel	Clay Patton	Osan & Patton, LLP	55 S. Franklin Street Valparaiso, IN 46383	(219) 462-0597

2015 Annual Report

Recycling & Waste Reduction District of Porter County

Demographics

STATS Indiana is the statistical data utility for the State of Indiana, developed and maintained since 1985 by the Indiana Business Research Center (IBRC) at Indiana University's Kelley School of Business. IBRC collects and compiles data from its own research as well as data from the U.S. Census Bureau and a variety of State agencies. The following tables contain demographic information for the District (Porter County) as provided by the STATS Indiana web site, <http://www.stats.indiana.edu/>. Tables 1 and 2 provide information on the current estimated overall population as well as the breakdown per municipality of urban population versus unincorporated.

Table 1

Population Over Time	Number	Rank in State	Percent of State	Indiana
Yesterday (2010)	164,343	9	2.50%	6,483,797
Today (2014)	167,076	9	2.50%	6,556,855
Tomorrow (2020 projection)*	179,751	10	2.60%	6,852,121
Percent Change 2010 to Today	1.70%	19		1.70%

*Projection based on 2010 Census counts.

Sources: U.S. Census Bureau; Indiana Business Research Center

Table 2

Largest Cities and Towns in Porter County	Population	Pct of County
Beverly Shores	610	0.40%
Burns Harbor	1,571	0.90%
Chesterton	13,403	8.00%
Dune Acres	186	0.10%
Hebron	3,713	2.20%
Kouts	1,949	1.20%
Ogden Dunes	1,114	0.70%
Portage	36,760	22.00%
Porter	4,881	2.90%
Town of Pines	705	0.40%
Valparaiso	32,369	19.40%
Total Population = Urban/Incorporated	97,261	58%
Total Population = Suburban/Unincorporated	69,815	42%

2015 Annual Report

Recycling & Waste Reduction District of Porter County

Finances - Cash Flow

General Fund

The District's main source of revenue remains the user fee as reflected in the 2015 General Fund Cash Flow on Page 6. Starting in 2015, this fee, often referred to as the "solid waste fee" or "recycling fee," was increased to \$20 annually and applied to all improved residential, agricultural, industrial and commercial real estate. The Porter County property tax bill has been the mechanism of billing and collecting the fee since its inception in 1996. The historical amounts of the user fee annual assessment are:

- 1997 – 2005: \$8.50/homes in municipalities and \$10/homes in unincorporated areas
- 2006 – 2011: \$13/all dwelling units
- 2012 – 2014: \$15/all dwelling units
- 2015 – present: \$20/improved residential, agricultural, industrial & commercial parcels

The \$20/taxed unit assessment generates an average revenue stream of ≈\$1,300,000 per year.

The main stalwarts of District services collectively account for 66% of annual General Fund expenditures. Education, composting services, drop-off recycling and household hazardous waste are the most visible and highly used of District services. Administration costs are approximately one third of General Fund expenditures. Equipment maintenance, Earth Day expenditures and costs related to electronics recycling, tire recycling and voluntary road side clean up account for fewer than 10% of annual expenses.

Non-Reverting Capital Fund

Main funding for the Non-Reverting Capital Fund is strictly a transfer of funds from the General Fund. The 2015 Non-Reverting Capital Fund Cash Flow can be found on Page 7. The main expenditure from this fund is lease payments for equipment including a final payment on the front end loader.

Donation Fund

The Donation Fund receives its revenue from sponsorship donations and booth space rental for the annual Earth Day event. This revenue stream is specifically earmarked for Earth Day purchases. The 2015 Donation Fund Cash Flow can be found on Page 7.

Rainy Day Fund

The Rainy Day Fund was established as an emergency fund. There has been no activity in this fund for several years. The 2015 Rainy Day Fund Cash Flow can be found on Page 8.

Cumulative

The 2015 Cumulative Cash Flow can be found on Page 8. Overall, the District's cash position grew by \$170,989.46 in 2015.

2015 Annual Report

Recycling & Waste Reduction District of Porter County

Cash Flow		
General Fund		
Recycling & Waste Reduction District of Porter County		
2015		
Cash at 1/1/2015		\$ 798,020.15
Disbursements		
Salaries & Wages	290,699.53	
Other Personal Services	124.04	
Employee Benefits	134,229.05	
Total Personal Services		425,052.62
Office Supplies	3,316.22	
Operating Supplies	9,567.60	
Repair & Maintenance Supplies	1,168.32	
Other Supplies	14,689.65	
Total Supplies		28,741.79
Professional Services	9,000.00	
Communication & Transportation	6,822.46	
Printing & Advertising	22,990.29	
Insurance	14,788.00	
Utility Services	4,102.52	
Repairs & Maintenance	26,165.69	
Rentals	23,446.24	
Other Services & Charges	579,414.39	
Total Services & Charges		686,729.59
Machinery, Equipment & Vehicles	24,372.00	
Total Capital Outlays		24,372.00
Taxes and Other Payroll Withholdings	22,116.77	
Transfers Out to Non-Reverting Fund	58,000.00	
Total Other Disbursements		80,116.77
Total Disbursements		1,245,012.77
Revenue		
Solid Waste User Fee	1,371,870.49	
Education Fees	993.00	
Interest	3,354.28	
Wellness Benefits	880.00	
Compost Site Tipping Fees	12,593.80	
Other	1,125.39	
Tire Fees	859.00	
Recycling Rebates	200.50	
Total Revenue		1,391,876.46
Cash at 12/31/2015		\$ 944,883.84

2015 Annual Report

Recycling & Waste Reduction District of Porter County

Cash Flow			
Non-Reverting Capital Fund			
Recycling & Waste Reduction District of Porter County			
2015			
Cash at 1/1/2015			\$ 40,625.73
Disbursements			
Other Supplies	<u>0.00</u>		
Total Supplies		0.00	
Repairs & Maintenance	<u>5,530.45</u>		
Total Services & Charges		5,530.45	
Machinery, Equipment & Vehicles	<u>28,601.16</u>		
Total Capital Outlays		28,601.16	
Total Disbursements			34,131.61
Revenue			
Interest	95.31		
Transfer in From General Fund	<u>58,000.00</u>		
Total Revenue			58,095.31
Cash at 12/31/2015			\$ 64,589.43

Cash Flow			
Donation Fund			
Recycling & Waste Reduction District of Porter County			
2015			
Cash at 1/1/2015			\$ 999.44
Disbursements			
Other Supplies	<u>0.00</u>		
Total Supplies		0.00	
Printing & Advertising	2,909.68		
Other Services & Charges	<u>14,221.00</u>		
Total Services & Charges		17,130.68	
Total Disbursements			17,130.68
Revenue			
Donations, Gifts & Bequests	<u>17,292.75</u>		
Total Revenue			17,292.75
Cash at 12/31/2015			\$ 1,161.51

2015 Annual Report

Recycling & Waste Reduction District of Porter County

Cash Flow	
Rainy Day Fund	
Recycling & Waste Reduction District of Porter County	
2015	
<i>Cash at 1/1/2015</i>	\$ 9,865.13
<i>Disbursements</i>	
<i>Total Disbursements</i>	0.00
<i>Revenue</i>	
<i>Total Revenue</i>	0.00
<i>Cash at 12/31/2015</i>	<u>\$ 9,865.13</u>

Cash Flow	
Cumulative - All Funds	
Recycling & Waste Reduction District of Porter County	
2015	
<i>Cash at 1/1/2015</i>	\$ 849,510.45
<i>Total Disbursements</i>	1,296,275.06
<i>Total Revenue</i>	<u>1,467,264.52</u>
<i>Cash at 12/31/2015</i>	<u>\$ 1,020,499.91</u>

2015 Annual Report

Recycling & Waste Reduction District of Porter County

Service and Program Results

Education

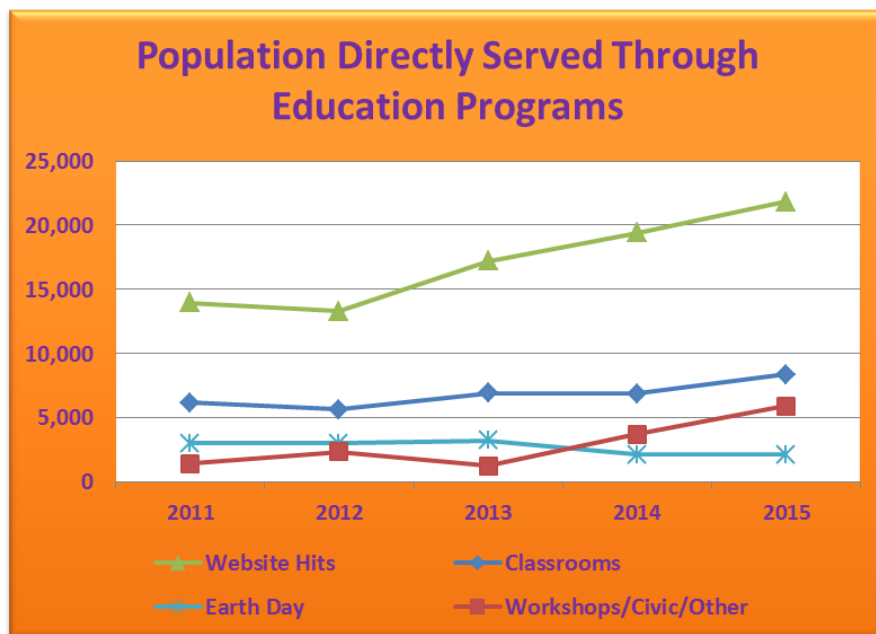
The District provides free high quality, interactive education programs that meet Indiana State Academic standards to Porter County schools, grades K-12. Over eleven (11) different classroom programs are available for teachers to request. *Master Recyclers*, a comprehensive adult education program, which provides students with a detailed view of how waste of all types is managed in Porter County, is the District's newest educational component.

Education efforts by the District extend beyond the classroom through the following:

- Programs and presentations are provided to after school programs as well as adult and civic groups by District staff and Master Recyclers.
- District educators participate with county and municipal parks departments by serving as guest presenters at summer camp programs.
- A comprehensive website and social media outreach as well as regular e-newsletters, both to general public and to educators, are integral components of the District's education efforts.
- Press releases, paid advertisements and printed brochures and flyers all serve as tools in the District's education toolkit.

Chart 1 provides a review of the extent of the District's education efforts. The number of Earth Day visitors has seen a decline over the five year period while there has been growth in adult outreach and substantial growth in website hit activity. The number of children reached through classroom presentations increased in 2015 due to the addition of a part time educator.

Chart 1



2015 Annual Report

Recycling & Waste Reduction District of Porter County

Composting



Windrows of compost at the Valparaiso Compost Site.

The District is the registrant of record with the Indiana Department of Environmental Management for three compost sites in Porter County; Boone Grove, Chesterton and Valparaiso.

The Boone Grove site is wholly owned and operated by the District and is open for public access to drop off organic waste as well as take away finished compost or wood chips. Residents can also drop off electronics for recycling at this site. District personnel monitor and record public access to the site, manage and prepare material for composting and grinding, and use the District owned compost turner and tractor to conduct the composting process.

The Chesterton site is owned by the town, which is responsible for the overall management of the site while District personnel use the District owned compost turner and tractor to conduct the composting process. The Chesterton site is closed to public access.

The Valparaiso site is also a publicly accessible site where residents drop off organic waste and electronics as well as take away finished compost or wood chips. The site is owned by the city which is responsible for the overall management of the site, however, the city and District partner together regarding the management of composting operations; District personnel monitor and record public access to the site, city personnel help manage and prepare material for composting and grinding, District personnel use the District owned compost turner and tractor to conduct the composting process, and city personnel load finished product onto trucks and trailers.

The District serves as an advisor and conducts the actual composting of material at both the Portage and Town of the Pines compost sites. These sites are registered, owned and managed by the respective communities. Neither is open for public access.

Ogden Dunes also has a registered compost site which they own and manage which is restricted to town use only. The District serves only as an advisor at the Ogden Dunes site.

Grinding of wood waste at the compost sites is contracted out to a third party. The District is responsible for fully financing the grinding of wood waste deposited by the general public at the Boone Grove site as well the pro rata share of such at the Valparaiso compost site. Additionally, in 2015, the District provided supplemented grinding cost assistance to Valparaiso at \$40,000, to Portage at \$39,000 and to Chesterton at \$20,000 for municipally generated wood waste at those compost sites. This supplemental grinding cost assistance is budgeted to be provided in 2016 as well.

Table 3 shows the volume of the various materials accepted at the District registered compost sites for the last five years. Chart 2 tracks the volume of users at the publicly accessible sites of Boone Grove and Valparaiso.

2015 Annual Report

Recycling & Waste Reduction District of Porter County

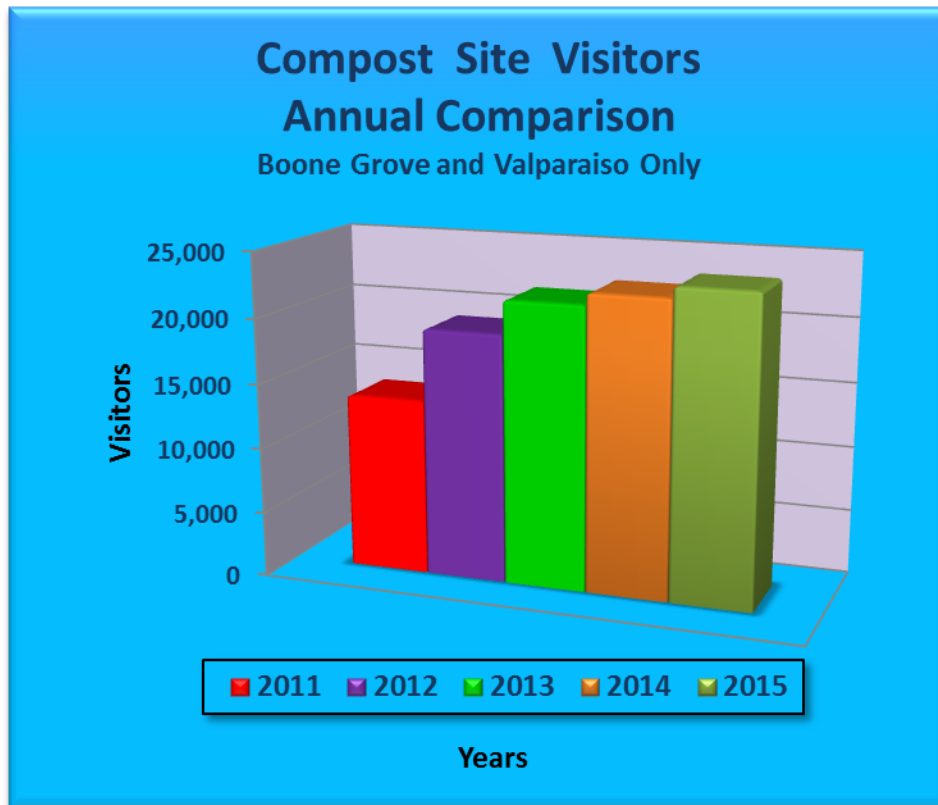
Table 3

Compost Site Activity

Boone Grove, Chesterton, Valparaiso
2011 through 2015

	Leaves - Loose	Leaves - Compact	Brush	Grass	Logs	Mixed Yard Waste	Christmas Trees	Other	Total Cubic Yards
2011	5,085	14,372	44,986	2,049	963	2,144	693	486	72,789
2012	4,007	13,160	38,308	1,551	552	1,902	70	495	60,045
2013	5,175	12,706	34,339	1,972	603	2,313	57	742	57,907
2014	6,606	7,939	32,606	2,328	870	2,611	402	220	53,582
2015	6,862	17,421	40,941	3,162	739	4,592	90	185	73,991

Chart 2



2015 Annual Report

Recycling & Waste Reduction District of Porter County

Drop-Off Recycling

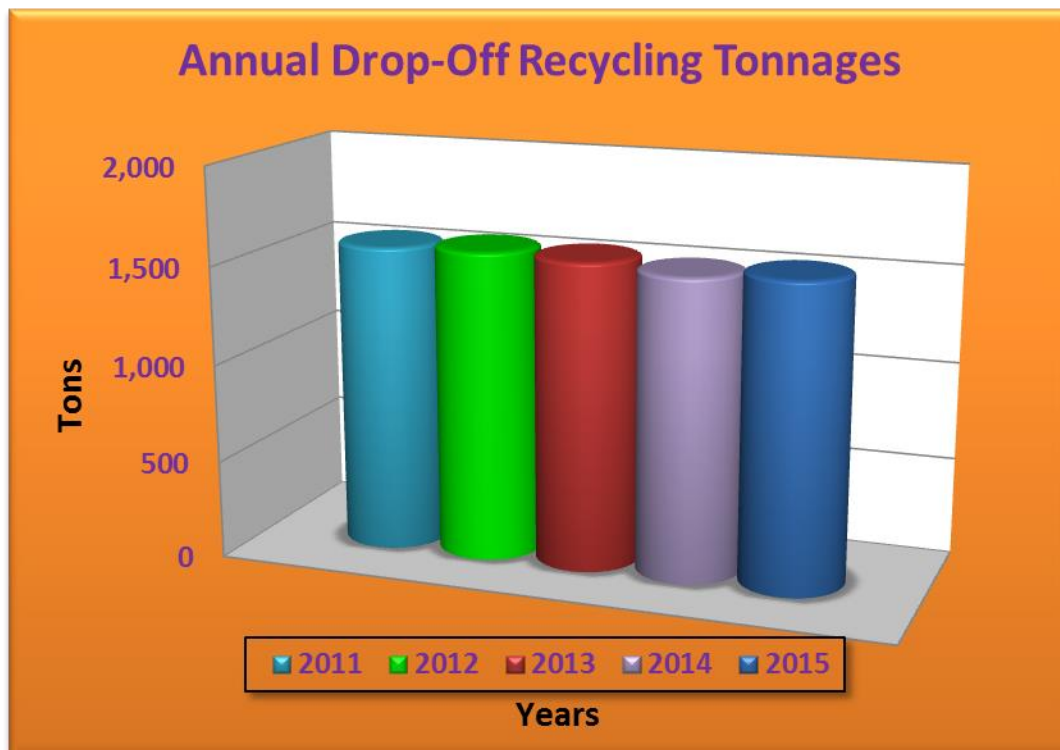
The District sponsors seven (7) drop-off recycling sites located in Boone Grove, Burns Harbor, Chesterton, Hebron, Kouts, Portage and Valparaiso which accept typical household recyclables; glass bottles, plastic bottles and containers, metal and aluminum cans, cardboard and household paper such as junk mail, newspaper, and magazines.

These sites are located in high traffic areas and placed so that all Porter County residents can find a recycling site within a 10 mile radius.

Chart 3 shows a constant level in the volume of material collected from the drop-off recycling sites despite the convenience and availability of curbside recycling for all single family homes throughout Porter County.

There are two different types of containers in use at each site; multiple front load containers for fiber/paper collection along with one or two large 30 yard roll off containers for the collection of all other materials. The District owns the large roll off containers, ten in all for rotation. Two containers were replaced with new containers in 2015. Six other containers are 20 years old and are scheduled to be rotated out for new stock over the next few years.

Chart 3



2015 Annual Report

Recycling & Waste Reduction District of Porter County

Household Hazardous Waste

Six household hazardous waste (HHW) collection events were held in 2015. These mobile, one-day collections are financed by the District and provided by the Lake Michigan District Household Waste Program which is a cooperative agreement between our district and the Lake County and LaPorte County Solid Waste Districts. Materials received at these collections include leftover household chemicals and substances which are labeled or classified as corrosive, toxic, ignitable or reactive. Some of the HHW is recycled while the rest is properly managed and disposed in an environmentally responsible manner.



Residents bringing hazardous material to a local HHW collection.

As Chart 4 and Chart 5 indicate, the number of participants as well as the volume of HHW brought to these collections has increased. For example, there were four (4) HHW collections in 2013 which saw 2315 participants bring in an average of 86 pounds of HHW per car. In 2016, with six (6) collections, 3159 participants brought in an average of 88 pounds of HHW per car. Heightened education about the environmental detriments of improperly disposed of HHW, along with improved advertising of collections, are leading causes of this increase.

Additionally, trained personnel must go through a specific handling process when accepting HHW from participants. Their process is efficient and usually takes 1 - 2 minutes to service most participants, however, when there are over 100 cars lined up for service prior to the start of each event, it takes quite some time to move participants through. It should be noted that adding more collections did not reduce wait times as comparable amounts of participants came out in 2015.

Chart 4

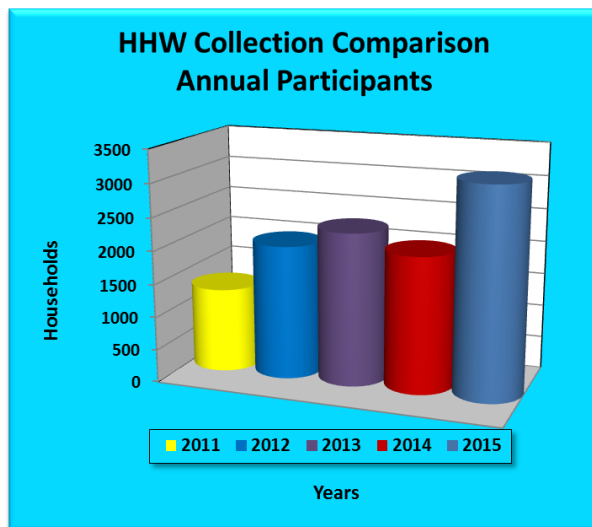
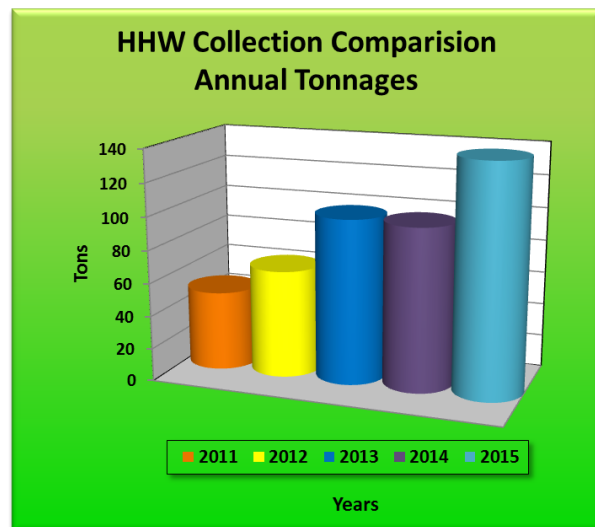


Chart 5



2015 Annual Report

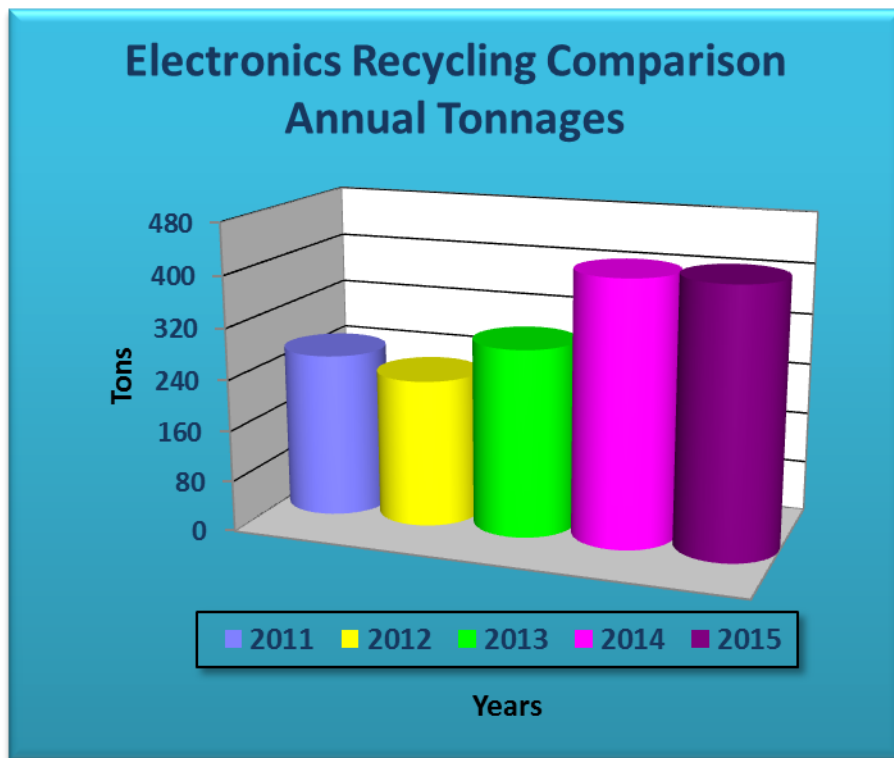
Recycling & Waste Reduction District of Porter County

Electronic Waste Recycling

The District manages an electronic waste, or e-waste, collection program in Porter County. E-waste is accepted at four (4) locations in Porter County: Boone Grove and Valparaiso compost sites, Portage Street Department, and Porter Public Works Facility. The municipalities of Portage and Valparaiso provide curbside collection of electronic waste from residents which is then added to the District's e-waste stream. The e-waste is collected in bulk and shipped to an IDEM registered e-waste recycler.

Chart 6 shows the five year history of total tons of e-waste collected for recycling.

Chart 6



2015 Annual Report

Recycling & Waste Reduction District of Porter County



Residents take advantage of the opportunity to recycle tires at the One Stop Drop event.

Tires and Appliances

Each year, the District sponsors a recycling and collection event that assists Porter County residents with the proper disposal and recycling of problem wastes. The District holds a *One Stop Drop* collection annually in May where not only is HHW collected, but also electronics, appliances, and tires. Although these problem wastes are collected individually at other events or locations, the District provides this one stop convenience to serve residents during the typical “spring cleaning” season. All HHW and e-waste volumes collected at the 2015 *One Stop Drop* collection are reported in the respective sections earlier in this report. Chart 7 and Chart 8 track the volume of tires and appliances collected over the last five years.

While the *One Stop Drop* collection is provided as a convenience for Porter County residents, electronics, appliances and tires can be properly and conveniently disposed of all year round through a variety of outlets. Collecting these additional commodities at this special event is a contributing factor in the extremely long wait times at this collection. Consideration should be given to either have a separate special collection for these materials or eliminate their collection altogether.

Chart 7

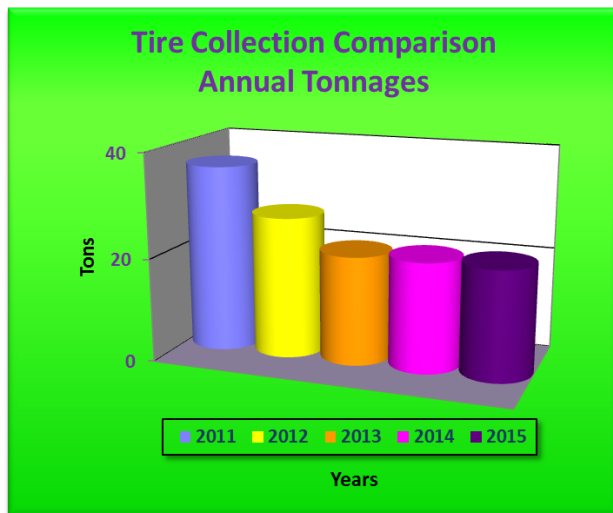
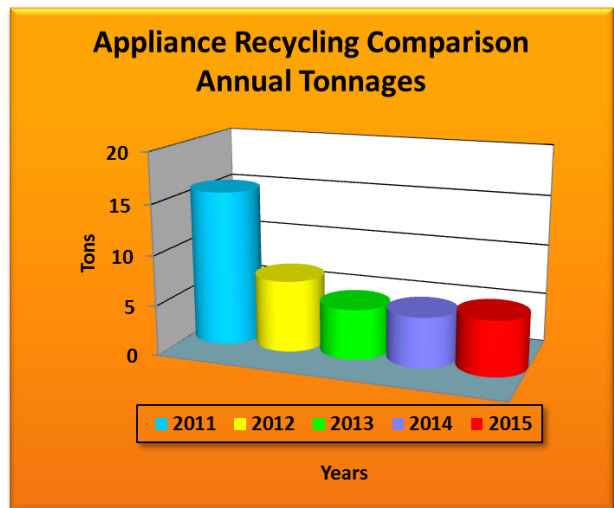


Chart 8



2015 Annual Report

Recycling & Waste Reduction District of Porter County

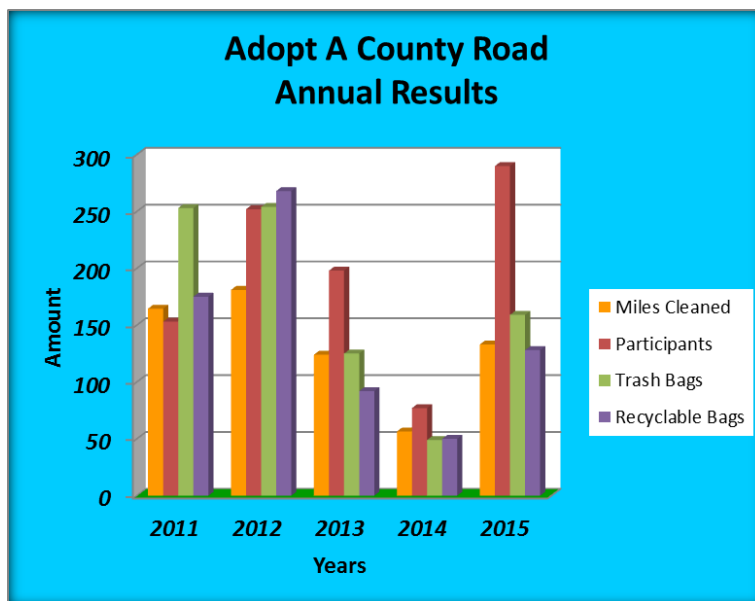
Adopt-A-County Road, Event Recycling Container Loan Program, Rain Barrels

The District sponsors these programs which provide citizens with hands on waste reduction efforts in their neighborhoods as well as in their own backyards.

Adopt-A-County Road is a roadside cleanup program which enlists volunteers to pick up trash and recyclables from roads in unincorporated Porter County. Over 20 groups of volunteers made up of families, neighbors, church and school groups, as well as civic organizations commit to clean 2 mile stretches of county roads. Additionally, individuals who must perform community service, as assigned by Porter County Courts, clean roads under the supervision of Porter County Sheriff Department Reserve Officers or District personnel. The District supplies the safety gear and bags to the groups and the collects the bags of trash and recyclables after each clean up. These supplies are funded by the Porter County Board of Commissioners.

Chart 9 shows the program levels over the last five years

Chart 9



Event Recycling Container Loan Program loans recycling containers to citizens for use at special events such as graduations, community celebrations, fairs and festivals. These containers expand recycling opportunities at public and private events without an additional cost to event organizers. Each year dozens of event organizers, including the Porter County Fair and the Valparaiso Popcorn Fest, collectively “check out” over 250 containers to ensure recycling at their events.

Rain Barrels are sold at cost through a partnership with the District, Porter County Parks and Recreation and the Porter County MS4 Program. Citizens can purchase rain barrels on line and choose either home delivery or pick up at seasonal events. This program gets over 100 rain barrels into the community each year.